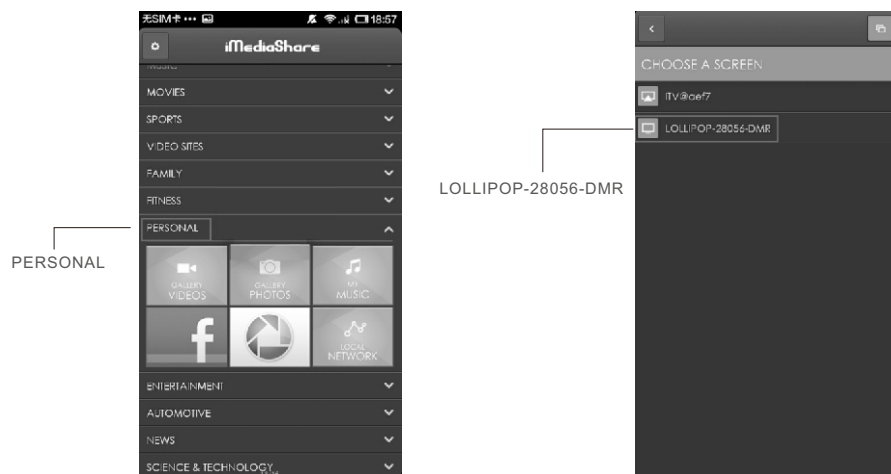




5. Please download a DLNA enabled player APP into your Android, such as [iMediashare], you can find it in Google Play Store.

How to use DLNA with iMediashare:

Open iMediashare APP, choose PERSONAL, and select the local video, picture or music file, then choose Dongle: *LOLLIPOP-XXXXX-DMR* under the option of [Choose a Screen] to play. As showed below.



How to use AirPlay

★ If your mobile device is an iPhone/iPad, please follow the instruction below:
<http://support.apple.com/kb/HT4437>

MOCREO™


MOCREO VIEOCAST

Quick Start Guide



P/N: MCMOSC0001WTUS
 MANUFACTURER
 OAZON INC. (US)
<http://mocreo.com>

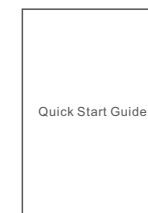
What you'll find in this box:



1



2



3

No.	Name	Quantity
1	MOCREO VIEOCAST Dongle	1
2	Micro USB Charging Cable	1
3	Quick Start Guide	1

Overview



VIEOCAST

Your **VIEOCAST** (#1) plugs into any HDMI port on your TV, and uses your existing WiFi network to stream **VIEOCAST** from the internet to your TV.

A **VIEOCAST** is controlled from devices on the same Wi-Fi network, such as smart phones, tablets, or computers, and is powered using the USB cable (#2).

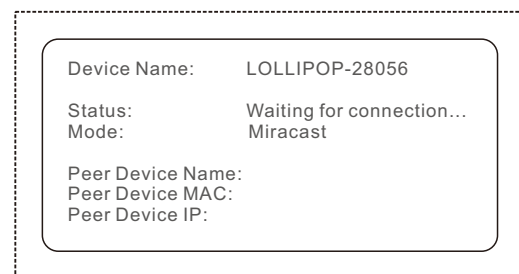
HDMI extender (Sold Separately)

The HDMI extender is optional, and can be used if your **VIEOCAST** does not fit directly into your TV, it may also be used to improve your Wi-Fi reception. Attach between your **VIEOCAST** and TV.

How to use MOCREO™ Vieocast Dongle

Insert the device (**MOCREO™ VIEOCAST Dongle**) into HDMI port, at the same time please connect this device with a power supply (you can use the Micro USB cable connecting the TV USB interface). If your TV has no USB interface, a 5V/1A power adapter is suitable for power supply.

- Miracast / WiFi Display Mode:



1. Turn on your TV, you will see "Status: Waiting for connection... Mode: Miracast" on the screen.

2. For Android 4.2+ Miracast enabled devices, such as Samsung Galaxy S4/Nexus 4/Nexus 7/Sony Xperia/LG Optimus G Pro, please turn on your smart phone or tablet PC and swipe down the Notification Bar on the top, then find the icons "Miracast". (or "Screen Mirroring" for Samsung phones) Wait a moment until your smart phone or tablet PC shows a device found: *LOLLIPOP-XXXXXX*, then click "Yes" or "Accept" button. After that, your smart phone or tablet PC will show "Connected", so that your phone or tablet has been connected with the device. Then they can be interactive.

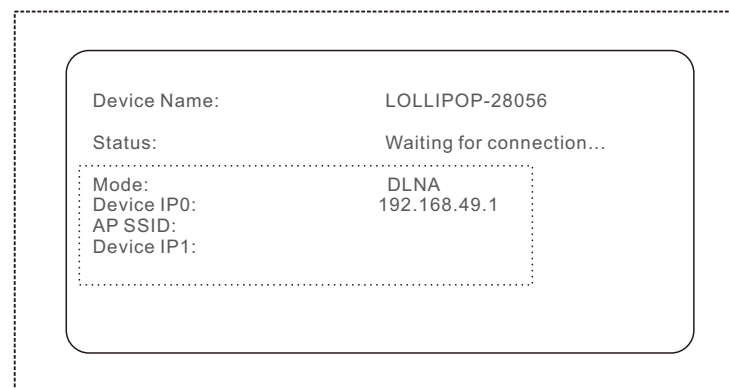
3. Some other phones may refer to the following instructions:

- Turn on "Settings" >> "Display" >> "WLAN Display"
- Search for *LOLLIPOP-XXXXXX*. Click it and then "Accept"
- Then your phone will show "Connected"

- DLNA/AirPlay Mode:

1. Press the button on the side of device to switch the mode between Miracast / WiFi Display and DLNA / AirPlay Mode, until you see a "Mode: DLNA" on the TV screen.

2. Now the MOCREO **VIEOCAST** device will function as a WiFi Access Point (AP). Use your smart phone or tablet PC connects to the device AP, which SSID is the Device Name: *LOLLIPOP-XXXXXX* (Refer to the TV screenshot below). The default password is: 12345678.



3. Now we need to make the Dongle device connect to your home/office routers, so that your phone and Dongle device may access the Internet in the same time.

4. Enter the IP address "192.168.49.1" (i.e. the Device IP0, as seen on TV) into your phone's browser, then click [Scan] to enter into the Wi-Fi AP list screen (as shown below). Choose a Wi-Fi hotspot available in your home/office, then enter the Wi-Fi password and [Connect].