




First , please log in address IP: 192.168.169.1 to your browser. Then you will see the following steps.

For DHCP(Auto config) : Just Apply the automatic IP to connect

MOCreato™

Quick User Operation Interface

You may choose different connection type suitable for your environment. Besides, you may also configure parameters according to the selected connection type

 3G  MultiMedia Browse  Wifi Security  Advanced Settings

Please choose one connection type suitable for your environment:

DHCP (Auto config) PPPoE (ADSL) STATIC (fixed IP) WIFI Repeater

DHCP Mode	
IP Address	<input type="text"/>
Subnet Mask	<input type="text"/>
Default Gateway	<input type="text" value="10.162.230.1"/>
Primary DNS Server	<input type="text" value="211.162.78.2"/>
Secondary DNS Server	<input type="text" value="211.162.78.1"/>
Hostname (optional)	<input type="text"/>

For PPPOE: Please enter your user-name and passwords from your networking provider to connect

Mocreo™

Quick User Operation Interface

You may choose different connection type suitable for your environment. Besides, you may also configure parameters according to the selected connection type.



3G



MultiMedia Browse



Wifi Security



Advanced Settings

Please choose one connection type suitable for your environment:



DHCP (Auto config)



PPPoE (ADSL)



STATIC (fixed IP)



WIFI Repeater

PPPoE Mode

User Name

pppoe_user

Password

.....

Verify Password

.....

Operation Mode

Keep Alive

Keep Alive Mode: Redial Period seconds

On demand Mode: Idle Time minutes

For STATIC(Fixed IP): Please enter your IP address defaulted to connect

MOCREO™

Quick User Operation Interface

You may choose different connection type suitable for your environment. Besides, you may also configure parameters according to the selected connection type



3G



MultiMedia Browse



Wifi Security



Advanced Settings

Please choose one connection type suitable for your environment:



DHCP (Auto config)



PPPoE (ADSL)



STATIC (fixed IP)



WIFI Repeater

Static Mode

IP Address	<input type="text"/>
Subnet Mask	<input type="text"/>
Default Gateway	<input type="text"/>
Primary DNS Server	<input type="text"/>
Secondary DNS Server	<input type="text"/>

Apply

Cancel

For Wi-Fi repeater: Please connect your WIFI . If you cannot find it , then 'scan all APs' to get connected

MOCREO™

Quick User Operation Interface

You may choose different connection type suitable for your environment. Besides, you may also configure parameters according to the selected connection type

3G MultiMedia Browse Wifi Security Advanced Settings

Please choose one connection type suitable for your environment:

DHCP (Auto config) PPPoE (ADSL) STATIC (fixed IP) WIFI Repeater

WIFI repeater mode

Current connection configuration

No.	SSID	Encryption	CHAN	Signal	EXTCH
1	SMC	WPA2PSK/AES	11		

WIFI Password:

Connect Status: Connected